



Natural Stone

Sandstone

1-800-UNILOCK | UNILOCK.COM

UNILOCK
PAVERS & WALLS

NATURAL STONE

GREYFIELD - SANDSTONE



PRODUCT ATTRIBUTES

Stone Type	Fine Grained Sedimentary Sandstone
Visual Appearance	Soft grey with gentle veining
Origin	Rajasthan, India
Generic Stone Name	Hemnivas
Age	Neoproterozoic (Precambrian) 550 million years old
Finish	Sawn Six sides, Flamed & Diamond brushed

PRODUCT SPECIFICATIONS



12 x 24 x 7/8"
300 x 600 x 22mm

24 x 24 x 7/8"
600 x 600 x 22mm

24 x 36 x 7/8"
600 x 900 x 22mm

18" x 24" x 7/8" (22mm) is available while quantities last.

RECOMMENDED SAND



Gator G2 MAXX Sand

- | Setting time - 15 mins
- | Sets above 32° F/ 0° C
- | Can be applied if rain is expected (min. 1 hr)
- | Dust free and haze free
- | Requires only one watering
- | Four colours: Beige, Grey, Black and Ivory

Coverage:

Colour	Narrow Joints	Wide Joints
Beige, Grey, Ivory 50lb. bag	65-85 sqft	22-42 sqft
Black 50lb. bag	58-76 sqft	20-38 sqft

RECOMMENDED GROUT



Ardex X32 Microtec (Thick bed mortar)

- | Mix with water only- easy to mix & apply
- | Fast setting-grout tiles in 3 hours
- | Ideal for moisture-sensitive stone
- | Excellent sag resistance
- | Coverage 40-80 sq.ft. per bag, depending on size of trowel



Ardex X90 Microtec (Thin bed mortar)

- | Highest levels
- | Fast setting-grout tiles in 3 hours
- | Ideal for moisture-sensitive stone
- | Excellent sag resistance
- | Coverage 40-80 sq.ft. per bag, depending on size of trowel

RECOMMENDED SEALER



Unicare Natural Stone Matte Sealer

- | For porous stones, natural stone only
- | No change of colour
- | No surface coating, sheen or shine at all
- | Riven Sandstone & Smooth Sandstone
- | Coverage 6 m²/L depending on dilution



Unicare Natural Stone Colour Enhancer Sealer

- | Colour enhancement for porous stones, natural stone only
- | Breathable and easy to apply
- | No surface coating, sheen or shine at all
- | Riven Sandstone & Smooth Sandstone
- | Coverage 6 m²/L depending on dilution

LEED Testing Details

Testing Details	Mean
Water Absorbancy	1.17%
Apparent Density	2588 kg/m ³
Flexural Strength	20.4 MPa
Abrasion resistance	16.5 mm
Slip Resistance (When Wet)	65

SOLAR REFLECTIVE INDEX (SRI) TESTING DETAILS

Product	Solar Reflectance	Solar Absorptance	Thermal Emittance
Greyfield	0.32	0.68	0.90

PRODUCT DATA

Sandstone Slab

Stones & Bundling	Unit Thickness	SqFt/ Crate	SqFt/ Stone	Units/ SqFt	Units/ Crates	Lbs/ Unit	Lbs/ Crate
12 x 24" (305 x 610mm)	0.87" (22mm)	180	2	0.5161	90	23.13	2,082
24 x 24" (610 x 610mm)	0.87" (22mm)	160	4	0.2581	40	46.28	1,851
24 x 36" (610 x 915mm)	0.87" (22mm)	180	6	0.1720	30	69.40	2,082


APPLICATIONS



Pedestrian



Roof Deck



*Contact your Unilock Territory Manager for installation best practices or visit unilock.com and refer to Natural Stone- Installation Guidelines.

commercial.unilock.com/download/documents/technical-guides/

*Natural Stone Maintenance Tips:

The successful installation of natural stone paving units from Unilock is dependent on the structural integrity of the base below the surface of the slabs. This will include many factors such as wood or concrete decking integrity, site drainage, cutting and quality of concrete mortars and grouts

Natural stone may be susceptible to staining. When stains do occur, it is imperative that they are cleaned properly and safely to ensure that the appearance is restored and that the surface is not altered or damaged. Natural Stone can often be cleaned with just soap and water. Plain water with a stiff brush (DO NOT use a metal wire brush) is the best start; it won't cause damage to stone. NEVER USE PRESSURE WASHERS on fine finished materials; this can leave marks on the stone.

Organic stains, such as coffee, wine, food, algae etc., on unsealed surfaces, will usually dissipate naturally over time. Natural stone can be sealed to help prevent the penetration of stains. Always observe sealer manufacturer's directions for usage.

Refer to Unilock's Natural Stone Installation Guide for more details. <https://commercial.unilock.com/download/documents/technical-guides/>

NATURAL STONE

INDIAN COAST - SANDSTONE




PRODUCT ATTRIBUTES

Stone Type	Fine Grained Sedimentary Sandstone
Visual Appearance	White & cream to light pinkish. Light brown veining with very faint, slightly wavy bedding lines
Origin	Rajasthan, India
Generic Stone Name	Boondi White
Age	Neoproterozoic (Precambrian) 550 million years old
Finish	Sawn Six sides, Shot Blasted & Brushed

PRODUCT SPECIFICATIONS



12 x 24 x 7/8"
300 x 600 x 22mm



24 x 24 x 7/8"
600 x 600 x 22mm



24 x 36 x 7/8"
600 x 900 x 22mm

18" x 24" x 7/8" (22mm) is available while quantities last.

RECOMMENDED SAND



Gator G2 MAXX Sand

- | Setting time - 15 mins
- | Sets above 32° F/ 0° C
- | Can be applied if rain is expected (min. 1 hr)
- | Dust free and haze free
- | Requires only one watering
- | Four colours: Beige, Grey, Black and Ivory

Coverage:

Colour	Narrow Joints	Wide Joints
Beige, Grey, Ivory 50lb. bag	65-85 sqft	22-42 sqft
Black 50lb. bag	58-76 sqft	20-38 sqft

RECOMMENDED GROUT



Ardex X32 Microtec (Thick bed mortar)

- | Mix with water only- easy to mix & apply
- | Fast setting-grout tiles in 3 hours
- | Ideal for moisture-sensitive stone
- | Excellent sag resistance
- | Coverage 40-80 sq.ft. per bag, depending on size of trowel



Ardex X90 Microtec (Thin bed mortar)

- | Highest levels
- | Fast setting-grout tiles in 3 hours
- | Ideal for moisture-sensitive stone
- | Excellent sag resistance
- | Coverage 40-80 sq.ft. per bag, depending on size of trowel

RECOMMENDED SEALER



Unicare Natural Stone Matte Sealer

- | For porous stones, natural stone only
- | No change of colour
- | No surface coating, sheen or shine at all
- | Riven Sandstone & Smooth Sandstone
- | Coverage 6 m²/L depending on dilution



Unicare Natural Stone Colour Enhancer Sealer

- | Colour enhancement for porous stones, natural stone only
- | Breathable and easy to apply
- | No surface coating, sheen or shine at all
- | Riven Sandstone & Smooth Sandstone
- | Coverage 6 m²/L depending on dilution

LEED Testing Details

Testing Details	Mean
Water Absorbancy	1.00%
Apparent Density	2552 kg/m ³
Flextural Strength	28.5 MPa
Abrasion resistance	14 mm
Slip Resistance (When Wet)	80

SOLAR REFLECTIVE INDEX (SRI) TESTING DETAILS

Product	Solar Reflectance	Solar Absorptance	Thermal Emittance
Indian Coast	0.48	0.52	0.90

PRODUCT DATA

Sandstone and Limestone Slab

Stones & Bundling	Unit Thickness	SqFt/ Crate	SqFt/ Stone	Units/ SqFt	Units/ Crates	Lbs/ Unit	Lbs/ Crate
12" x 24"	0.87" (22mm)	180	2	0.5161	90	23.13	2,082
24" x 24"	0.87" (22mm)	160	4	0.2581	40	46.28	1,851
24" x 36"	0.87" (22mm)	180	6	0.1720	30	69.40	2,082


APPLICATIONS



Pedestrian



Roof Deck



*Contact your Unilock Territory Manager for installation best practices or visit unilock.com and refer to Natural Stone- Installation Guidelines.

commercial.unilock.com/download/documents/technical-guides/

*Natural Stone Maintenance Tips:


The successful installation of natural stone paving units from Unilock is dependent on the structural integrity of the base below the surface of the slabs. This will include many factors such as wood or concrete decking integrity, site drainage, cutting and quality of concrete mortars and grouts

Natural stone may be susceptible to staining. When stains do occur, it is imperative that they are cleaned properly and safely to ensure that the appearance is restored and that the surface is not altered or damaged. Natural Stone can often be cleaned with just soap and water. Plain water with a stiff brush (DO NOT use a metal wire brush) is the best start; it won't cause damage to stone. NEVER USE PRESSURE WASHERS on fine finished materials; this can leave marks on the stone. Organic stains, such as coffee, wine, food, algae etc., on unsealed surfaces, will usually dissipate naturally over time. Natural stone can be sealed to help prevent the penetration of stains. Always observe sealer manufacturer's directions for usage.

Refer to Unilock's Natural Stone Installation Guide for more details. <https://commercial.unilock.com/download/documents/technical-guides/>

NATURAL STONE

STONE CLIFF GREY - SANDSTONE



PRODUCT ATTRIBUTES

Stone Type	Fine Grained Sedimentary Sandstone
Visual Appearance	White & grey. Dark grey veining with very faint, slightly wavy bedding lines
Origin	Rajasthan, India
Generic Stone Name	Hemnivas
Age	Neoproterozoic (Precambrian) 550 million years old
Finish	Naturally split, edge dressed & calibrated

PRODUCT SPECIFICATIONS



12 x 24 x 7/8"
300 x 600 x 22mm

24 x 24 x 7/8"
600 x 600 x 22mm

24 x 36 x 7/8"
600 x 900 x 22mm

18" x 24" x 7/8" (22mm) is available while quantities last.

RECOMMENDED SAND



Gator G2 MAXX Sand

- | Setting time - 15 mins
- | Sets above 32° F/ 0° C
- | Can be applied if rain is expected (min. 1 hr)
- | Dust free and haze free
- | Requires only one watering
- | Four colours: Beige, Grey, Black and Ivory

Coverage:

Colour	Narrow Joints	Wide Joints
Beige, Grey, Ivory 50lb. bag	65-85 sqft	22-42 sqft
Black 50lb. bag	58-76 sqft	20-38 sqft

RECOMMENDED GROUT



Ardex X32 Microtec (Thick bed mortar)

- | Mix with water only- easy to mix & apply
- | Fast setting-grout tiles in 3 hours
- | Ideal for moisture-sensitive stone
- | Excellent sag resistance
- | Coverage 40-80 sq.ft. per bag, depending on size of trowel



Ardex X90 Microtec (Thin bed mortar)

- | Highest levels
- | Fast setting-grout tiles in 3 hours
- | Ideal for moisture-sensitive stone
- | Excellent sag resistance
- | Coverage 40-80 sq.ft. per bag, depending on size of trowel

RECOMMENDED SEALER



Unicare Natural Stone Matte Sealer

- | For porous stones, natural stone only
- | No change of colour
- | No surface coating, sheen or shine at all
- | Riven Sandstone & Smooth Sandstone
- | Coverage 6 m²/L depending on dilution



Unicare Natural Stone Colour Enhancer Sealer

- | Colour enhancement for porous stones, natural stone only
- | Breathable and easy to apply
- | No surface coating, sheen or shine at all
- | Riven Sandstone & Smooth Sandstone
- | Coverage 6 m²/L depending on dilution

LEED Testing Details

Testing Details	Mean
Water Absorbancy	1.17%
Apparent Density	2588 kg/m ³
Flextural Strength	20.4 MPa
Abrasion resistance	16.5 mm
Slip Resistance (When Wet)	65

SOLAR REFLECTIVE INDEX (SRI) TESTING DETAILS

Product	Solar Reflectance	Solar Absorptance	Thermal Emittance
Stone Cliff Grey	0.27	0.73	0.91

PRODUCT DATA

Sandstone and Limestone Slab

Stones & Bundling	Unit Thickness	SqFt/ Crate	SqFt/ Stone	Units/ SqFt	Units/ Crates	Lbs/ Unit	Lbs/ Crate
12" x 24"	0.87" (22mm)	180	2	0.5161	90	23.13	2,082
24" x 24"	0.87" (22mm)	160	4	0.2581	40	46.28	1,851
24" x 36"	0.87" (22mm)	180	6	0.1720	30	69.40	2,082


APPLICATIONS



Pedestrian



Roof Deck



*Contact your Unilock Territory Manager for installation best practices or visit unilock.com and refer to Natural Stone- Installation Guidelines.

commercial.unilock.com/download/documents/technical-guides/

*Natural Stone Maintenance Tips:

The successful installation of natural stone paving units from Unilock is dependent on the structural integrity of the base below the surface of the slabs. This will include many factors such as wood or concrete decking integrity, site drainage, cutting and quality of concrete mortars and grouts

Natural stone may be susceptible to staining. When stains do occur, it is imperative that they are cleaned properly and safely to ensure that the appearance is restored and that the surface is not altered or damaged. Natural Stone can often be cleaned with just soap and water. Plain water with a stiff brush (DO NOT use a metal wire brush) is the best start; it won't cause damage to stone. NEVER USE PRESSURE WASHERS on fine finished materials; this can leave marks on the stone. Organic stains, such as coffee, wine, food, algae etc., on unsealed surfaces, will usually dissipate naturally over time. Natural stone can be sealed to help prevent the penetration of stains. Always observe sealer manufacturer's directions for usage.

Refer to Unilock's Natural Stone Installation Guide for more details. <https://commercial.unilock.com/download/documents/technical-guides/>